



THERMORY
Excellence in Wood

THERMORY PORTFOLIO: EXTERIOR PROFILES 2019

LAST UPDATED: JULY 2019



Thermory® Decking

Thermory offers exterior cladding and decking in a wide range of profiles and dimensions. Our exterior products are manufactured in production units in Estonia and Finland. We mostly produce on order. This profile portfolio aims to work as a guide and tool for searching the various profile options already available, either standard or custom made.

Contact our sales team **sales@thermory.com** for guidance on minimum order quantities, availability, lead times and production location.




Thermory® Decking

► THERMORY® DECKING: HIDDEN INSTALLATION



Benchmark Series

INSTALLATION: PaCS®

PROFILE	WOOD SPECIES	THICKNESS MM	WIDTH MM	THERMAL MODIFICATION	INSTALLATION CLIP
	Ash Pine	21 26	118 118	intense	PaCS® Strip
<i>New!</i> 	Ash	26	118	intense	PaCS® Strip
<i>New!</i> 	Pine	26	118	intense	PaCS® Strip


Thermory PaCS® ensures a flawless and durable deck with minimal installation time. PaCS® creates a beautiful decking surface with no visible screws in the simplest way imaginable – boards are fastened to the clips with a simple click! Available for both, Thermory Ash and Thermory Pine:



D45J
Thermory Ash



D45J
Thermory Pine



Thermory Ash



Thermory Pine



PaCS® Strip



PaCS® Strips fit together end to end.

PaCS® Strip is a fastening solution for the PaCS® decking. PaCS® Strip is a six-clip strip that fixes three boards sideways onto one joist. The strip ends fit together and are secured to the joist. Deck boards then easily snap onto the clips. The gap between the boards is 5 mm. Stainless steel screws 4.0 x 30 mm and drill bit included with PaCS® Strip.



JuAn® single clip


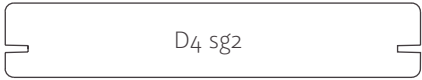
JuAn® single clip can be used with all PaCS® profiles and fixed according to specific requirements;

- The tested tearing strength of JuAn® single clip is 160 kg.
- The countersink screw needed for JuAn® single clip is 4.0 x 25 mm.

REQUIRED AMOUNT OF FASTENERS			
→	pcs/rm	pcs/sqm	pcs per pack
JuAn® single clip	5	x	1000
PaCS® Strip (including screws)	x	7.5	300

For PaCS® installation procedures and requirements please follow Thermory Decking Installation Guide.

Benchmark Series

INSTALLATION: T-4 or T-6 CLIP					
PROFILE	WOOD SPECIES	THICKNESS MM	WIDTH MM	THERMAL MODIFICATION	INSTALLATION CLIP
 D4 sg2	Ash	20	95	intense	T-4 clip
		20	112		
		20	132		T-6 clip
		20	150		
 D4 sg2	Ash	26	90		T-4 clip
		26	115		
		26	130		T-6 clip
		26	145		



D4 sg2
Thermory Ash



T-4 (width up to 112 mm)
T-6 (width over 112 mm)

Thermory® black-coated stainless steel clips “T-4” and “T-6” both create decking surface with no visible screws.

Clip T-4 leaves a 4 mm gap between the boards and clip T-6 a 6 mm gap between the boards.

REQUIRED AMOUNT OF FASTENERS		
→	pcs/rm	pcs per pack
T-4 clip (including screws)	2.5	500
T-6 clip (including screws)	2.5	500


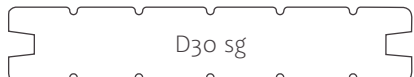
For T-4 and T-6 clip installation procedures and requirements please follow Thermory Decking Installation Guide.



For a consistent and clean look all Thermory Ash decking boards can be ordered with Joint End Matching (JEM). It will also reduce waste to the minimum.

Benchmark Series

INSTALLATION: PC CLIP


PROFILE	WOOD SPECIES	THICKNESS MM	WIDTH MM	THERMAL MODIFICATION	INSTALLATION CLIP
 D4 sg	Pine	26 26	115 140	intense	PC clip
	Spruce	26	185	intense	PC clip
 D30 sg	Pine	26 26	115 140	intense	PC clip



PC Clip

THERMORY® black coated PC clip leaves a distance of 6 mm between the boards.

REQUIRED AMOUNT OF FASTENERS



	pcs/rm	pcs per pack
 PC clip (including screws)	2.5	500

For installation procedures and requirements please follow Thermory Decking Installation Guide.

Benchmark Series

New!

INSTALLATION: NYLON CLIP

PROFILE	WOOD SPECIES	THICKNESS MM	WIDTH MM	THERMAL MODIFICATION	INSTALLATION CLIP
 Elegant SG	Pine	26	92	intense	Nylon clip
 Classic SG	Pine	26	118	intense	Nylon clip
	Pine	26	140	intense	Nylon clip

Benchmark Series







New!



INSTALLATION: SUPRO H CLIP

PROFILE	WOOD SPECIES	THICKNESS MM	WIDTH MM	THERMAL MODIFICATION	INSTALLATION CLIP
 D4-sg11	Ash	20	132	intense	SUPRO H clip
	Pine	26	140		

SUPRO H clip is available on special request.

INSTALLATION: TENI® CLIP

PROFILE	WOOD SPECIES	THICKNESS MM	WIDTH MM	THERMAL MODIFICATION	INSTALLATION CLIP
	Ash	20	112	intense	TENI® clip
		20	118		
		20	132		
	Ash	20	132	intense	TENI® clip
	Pine	26	115	intense	TENI® clip
	Ash	26	115	intense	TENI® clip
		26	130		
		26	160		
	Pine	26	115	intense	
		26	140		
	Spruce	26	160	intense	
	Ash	20	132	intense	TENI® clip
		20	150		
	Ash	20	112	intense	TENI® clip

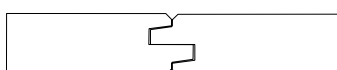


TENI® clip leaves a distance of 6 mm gap between the boards. The 8 mm clip height guarantees good ventilation of the boards provided that the installation guide is properly followed. The TENI® clip itself is constructed from a UV resistant and weatherproof material, optimized for outdoor conditions. The 3.0 x 45 mm A2-type screw is compatible with wooden beams and the 4.0 x 25 mm screw for ALUC-L aluminum underconstruction beams.


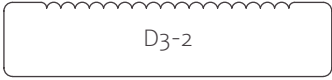
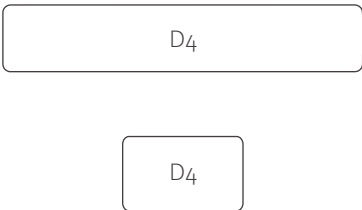






REQUIRED AMOUNT OF FASTENERS

	pcs/rm	pcs per pack
TENI® clip (including screws)	2.5	100

For TENI® installation procedures and requirements please follow Thermory Decking Installation Guide.



For a consistent and clean look all Thermory Ash decking boards can be ordered with Joint End Matching (JEM). It will also reduce waste to the minimum.

INSTALLATION: VISIBLE SCREWS						
	PROFILE	WOOD SPECIES	THICKNESS MM	WIDTH MM	THERMAL MODIFICATION	INSTALLATION
New!		Ash	26	130	intense	visible screws
New!		Pine	26	115	intense	visible screws
		Ash	20	95	intense	visible screws
			20	112		
			20	132		
			20	150		
			20	190		
			26	90		
		Pine	26	115	intense	visible screws
			26	130		
			26	145		
			26	160		
			42	90		
			42	135		
		Spruce	26	185	intense, rustic	
			26	140		
New!		Pine	26	140	intense	visible screws
New!		Ash	20	95	intense	visible screws
		Pine	26	115	intense	visible screws
		Pine	26	140	intense	visible screws
New!		Pine	26	117	intense	visible screws
		Pine	26	92 118 140	intense	visible screws





When using screws, leave about 4-6 mm between decking boards and underconstruction beams by using spacers. Always use stainless steel screws.

For installation procedures and requirements please follow Thermory Decking Installation Guide.





For a consistent and clean look all Thermory Ash decking boards can be ordered with Joint End Matching (JEM). It will also reduce waste to the minimum.



New!

Rebel Series

DECKING: KODIAK					
PROFILE	WOOD SPECIES	THICKNESS MM	WIDTH MM	THERMAL MODIFICATION	INSTALLATION CLIP
 D4	Spruce	26	185	intense rustic, brushed	visible screws
 D4 sg	Spruce	26	185	intense rustic, brushed	PC clip

“Kodiak by Thermory” combines a natural look and feel with impressive size and unequalled durability. Knotted thermally modified spruce decking boards retain their natural appeal, while their extra wide size allows faster installation. The brushed texture adds ruggedness without sacrificing the refined look.

“Kodiak by Thermory” also available as cladding. Please see page 24.



Kodiak is part of Thermory Rebel Series.
Find out more from brochure: “Kodiak by Thermory”.

DECKING: QUICKDECK®					
PRODUCT	WOOD SPECIES	THICKNESS MM	WIDTH MM	LENGTHS MM PER PACK	THERMAL MODIFICATION
QuickDeck® Maxi	Ash	32	238	450/900/ 1350/1800	intense
QuickDeck® Mosaic	Ash	31	199	595/ 795	intense



QuickDeck® Maxi



QuickDeck® Mosaic


Building a deck is easy with the Thermory QuickDeck® collection. QuickDeck® offers a range of prefabricated deck tiles in two design options: Maxi and Mosaic. These deck tiles have weatherproof plastic support underneath which easily snaps one deck tile to another. The modules can be laid on even surface both indoors and outdoors, without any underconstruction beam. Quickdeck comes packed in boxes and is normally available from stock.

Thermory QuickDeck®:

- Smooth decking surface with no visible screws
- Easy installation on solid ground (no tools, no screws needed)
- Exotic brown tone of Thermory Ash
- Chemical-free wood surface under the feet
- Highly durable wood due to thermal modification.



Thermory QuickDeck® Maxi



Thermory QuickDeck® Mosaic

QuickDeck is part of Thermory Geometric Series.
Find out more from brochure: "QuickDeck".

DECKING: THERMORY WITH BOLE						
PRODUCT	WOOD SPECIES	THICKNESS MM	WIDTH MM	LENGTH MM	THERMAL MODIFICATION	INSTALLATION CLIP
Thermory with Bole	Ash	21	90-180	2400	intense	TENI® clip




Each “Thermory with Bole” six-piece curved decking module matches perfectly with the next module, creating an endless repeating pattern with a natural look.



TENI® Clip

TENI® clip creates a beautiful decking surface with no visible screws and leaves a distance of 6 mm between the boards.



“Thermory with Bole” is part of Thermory Geometric Series.
For installation procedures and requirements please follow Thermory Decking Installation Guide and brochure: “Thermory with Bole”.

DECKING: HERRINGBONE BY THERMORY

PRODUCT	WOOD SPECIES	THERMAL MODIFICATION	MODULE THICKNESS MM	MODULE WIDTH MM	MODULE TOTAL LENGTH MM	INSTALLATION
Decking module	Ash	intense	28	812	500	screws
Starter and end cap modules	Ash	intense	28	812	394	screws

Sold by pack

“Herringbone by Thermory” allows to create a stunning herringbone-patterned deck with ease. Installation time is less than 1/3 the time that it would otherwise take.

How?



- Decking modules match up perfectly to create an effortless herringbone pattern.
- Starter and end cap modules allow a simple starting and ending of each pattern line.
- The under-mounting strips align the boards and make installation easy.

The end result is a beautiful herringbone-patterned Thermory ash decking surface with no visible screws.


Packaging

Main decking module box includes:

- 4 Herringbone decking modules (covering total 1,6m²) and screws. Extras included: 2 under-mounting strips for option edge mounting and 1 installation spacer every second box.

Starter and end cap module box includes:

- 2 starter modules and 2 end cap modules, plus screws.



Herringbone is part of Thermory Geometric Series.
Find out more from brochure: “Herringbone by Thermory”.

► THERMORY® DECKING: ADDITIONAL INFORMATION

BOARD LENGTHS

Boards are generally sold in random lengths, subject to stock availability.

Length information of Thermory decking boards:

- Thermory Ash is generally produced in length range 1200-4800 mm.
- Thermory Pine and Thermory Spruce in length range 3000-6000 mm.
- PaCS decking boards such as D45J, D4J and D30J are limited to maximum length 4800 mm.
-

Please check availability of specific lengths of interest from our sales team sales@thermory.com.

SURFACE TEXTURE




Brushing is available as an extra feature.

Brushing beautifully highlights the natural wood grain pattern. Brushing increases the surface soundness of wood as the softer parts of wood are brushed out and scratches and bruising do not occur as easily. "Kodiak by Thermory" is an example of brushed wood decking (see page 8).

INSTALLATION

For installation procedures and requirements please follow Thermory Decking Installation Guide.

MAINTENANCE



Aged and unoiled Thermory ash deck in Finland.

Without protective maintenance, thermally modified wood will turn silver-gray, although the material will retain its weather-resistant properties. The rich chocolate brown color of Thermory Ash can be preserved by regularly coating it with UV-protection oil.

More information from Thermory Decking Installation Guide.

Thermory® Cladding

Thermory offers exterior cladding and decking in a wide range of profiles and dimensions. Our exterior products are manufactured in production units in Estonia and Finland. We mostly produce on order. This profile portfolio aims to work as a guide and tool for searching the various profile options already available, either standard or custom made.

Contact our sales team **sales@thermory.com** for guidance on minimum order quantities, availability, lead times and production location.

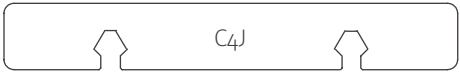
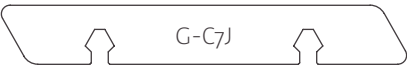


Thermory® Cladding

► THERMORY® CLADDING: HIDDEN INSTALLATION





Benchmark Series

INSTALLATION: PaCS®						
PROFILE	WOOD SPECIES	THICKNESS MM	WIDTH MM	COVERING WIDTH	THERMAL MODIFICATION	INSTALLATION CLIP
	Ash	20	52	57	intense	CLAD52
		26	52			
		42	42			
	Pine	20	42	57	intense	CLAD52
			65	64; 71		CLAD65-o; CLAD65
		42	42	57		CLAD52
			65	64; 71		CLAD65-o; CLAD65
	Clear Pine	20	134	142	intense	CLAD65
		20	134	142		CLAD65
		Ash	20	52	intense	CLAD52
			26	52		
		20	72	80		CLAD72
		Pine	20	65		CLAD65-o; CLAD65
			26	65		
		Clear Pine	20	65*		CLAD65-o; CLAD65
	Hickory	20	52	57	intense	CLAD52
			72	80		CLAD72
	Pine	20	138	142		CLAD65
			138	142		
	Clear Pine	20	138	142		CLAD65
			138	142		
	Ash	20	150	143	intense	CLAD150 CLAD186
			186	178		

New!

New!

INSTALLATION: PaCS®

PROFILE	WOOD SPECIES	THICKNESS MM	WIDTH MM	COVERING WIDTH	THERMAL MODIFICATION	INSTALLATION CLIP
<i>New!</i> 	Pine	20	134	142	intense, brushed	CLAD65
	Clear Pine	20	134	142		
<i>New!</i> 	Pine	20	138	142	intense, brushed	CLAD65
	Clear Pine	20	138	142		



C7J
Thermory Ash



C7J
Thermory Pine



C7J
Thermory Clear Pine



C4J
Thermory Ash



C4J
Thermory Pine



C23J
Thermory Clear Pine

ON REQUEST: JEM, roughening or brushing.



PaCS® CLAD

PaCS® CLAD is a fastening solution for the PaCS® cladding. PaCS® CLAD consists of already pre-mounted clips attached into a batten. Gap between the boards is 5 mm. Clad batten length: 2.0 m.

Suitable for cladding profiles C7J and C4J, C23J, C23J-6 depending on width:



- CLAD52 is suitable for width 52 mm; 35 JuAn® single clips per clad.
- CLAD65 is suitable for width 65 mm; 28 JuAn® single clips per clad.
- CLAD65-o is suitable for width 65 mm; 31 JuAn® single clips per clad.
- CLAD72 is suitable for width 72 mm; 25 JuAn® single clips per clad.
- CLAD150 is suitable for width 150 mm; 28 JuAn® single clips per clad.

REQUIRED AMOUNT OF FASTENERS

	pcs/rm	pcs/sqm	pcs per pack
JuAn® single clip	1.7	x	1000
PaCS® CLAD	x	0.94	196

For PaCS® installation procedures and requirements please follow Thermory Cladding Installation Guide.

INSTALLATION: B1-1 CLIP

PROFILE	WOOD SPECIES	THICKNESS MM	WIDTH MM	COVERING WIDTH	THERMAL MODIFICATION	INSTALLATION CLIP
 C6	Ash	20 20	132 155	121 144	intense	B1-1 clip
	Pine	20	140	129	intense	B1-1 clip
	Clear Pine	20	138	127	intense	B1-1 clip
 C9	Ash	20 20	95 112	98 115	intense	B1-1 clip



C6
Thermory Ash



C6
Thermory Clear Pine



C9
Thermory Ash

ON REQUEST: JEM, roughening or brushing.



B1-1

Thermory® stainless steel clip “B1-1” leaves a distance of 4 mm between the boards.

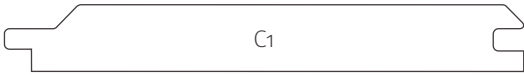



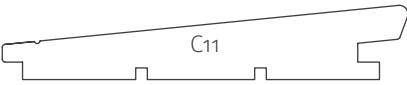

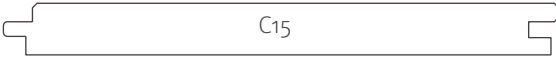





Estimated usage of clips: 1.7 pcs per running meter (considering battens are every 600 mm).

For installation procedures and requirements please follow Thermory Cladding Installation Guide.

INSTALLATION: T-6 CLIP










PROFILE	WOOD SPECIES	THICKNESS MM	WIDTH MM	COVERING WIDTH	THERMAL MODIFICATION	INSTALLATION CLIP
 C92	Ash	20	132	135	intense	T-6 clip
	Pine	20	140	143	intense	T-6 clip

INSTALLATION: SCREWS OR NAILS

PROFILE	WOOD SPECIES	THICKNESS MM	WIDTH MM	COVERING WIDTH	THERMAL MODIFICATION	INSTALLATION
	Pine	20	115	107	intense	screws or nails
		20	140	131		
	Clear Pine	20	115	107		
		20	138	130		
	Pine	20	115	107	intense	screws or nails
		20	140	131		
	Clear Pine	20	115	107		
		20	138	130		
	Ash	20	52	52	intense	screws or nails
		20	72	72		
		26	65	65		
	Pine	20	67	67		
	26	68	68			
	Pine	26	140	132	intense	screws or nails
	Pine	26	140	123	intense	screws or nails
	Ash	20	155	147	intense	screws or nails
	Spruce	20	186	175	intense, brushed	hidden screws
		20	211	200		
	Ash	20	150	142	intense	screws or nails
	Pine	20	140	131	intense	
	Ash	26	90	73	intense	screws or nails
	Pine	26	90	73		
New! 	Clear Pine	20	138	130	intense	screws or nails
New! 	Ash	26	130	122	intense	screws or nails
New! 	Pine	26	140	131	intense	screws or nails


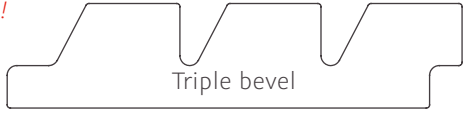

Benchmark Series

INSTALLATION: SCREWS OR NAILS

PROFILE	WOOD SPECIES	THICKNESS MM	WIDTH MM	COVERING WIDTH	THERMAL MODIFICATION	INSTALLATION
<i>New!</i>  CAR12	Ash	20	155	146	intense	screws or nails
	Ash	42	42	42	intense	
		42	65	65	intense, rustic	
 D4	Pine	20	115	115	intense	screws or nails
		20	140	140		
		26	68	68		
		42	42	42		
		42	140			
	Clear Pine	20	185	185		
<i>New!</i>  D43	Ash	26	65	58	intense	screws or nails
<i>New!</i>  UYS10 Mix & Match	Pine	20	92	77	intense	screws or nails
		20	115	100		
		20	140	124		
		26	92	77		
		42	67	52		
 V	Pine, Spruce	18	92	82	intense	screws or nails
		18	118	108		
		18	141	131		
	Clear Pine	20	141	131		screws or nails
		20	185	175		
 Parallelogram Parallelogram45° Parallelogram115°	Pine, Spruce	18	92	92	intense	screws or nails
		18	118	118		
		18	141	141		
		20	66	66		
		26	66	66		
	Clear Pine	20	141	141		
		20	185	185		
 Finno	Pine, Spruce	18	118	107	intense	screws or nails
		18	141	130		
	Clear Pine	20	141	130		
		20	185	174		
 Bevel	Pine, Spruce	9/20	118	107	intense	screws or nails
			141	130		
<i>New!</i>  Z Mix & Match	Pine	20	66	60	intense	screws or nails
		20	118	112		
		20	140	134		
		32	66	60		
		32	118	112		
		32	140	134		

Benchmark Series

INSTALLATION: SCREWS OR NAILS

PROFILE	WOOD SPECIES	THICKNESS MM	WIDTH MM	COVERING WIDTH	THERMAL MODIFICATION	INSTALLATION
<i>New!</i> 	Pine	20	140	129	intense	screws or nails
		26	140	132		
		32	140	132		
<i>New!</i> 	Pine	32	140	130	intense	screws or nails
	Spruce	42/28	42	42	intense	screws or nails



screws

Use stainless steel screws or nails.

For installation procedures and requirements please follow Thermory Cladding Installation Guide.



C1
Thermory Pine



C1
Thermory Clear Pine



C3
Thermory Pine



C3
Thermory Clear Pine



D4
Thermory Ash



D4
Thermory Pine



C5
Thermory Pine



C7
Thermory Ash



C7
Thermory Pine



C8
Thermory Pine



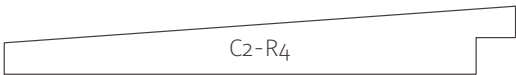
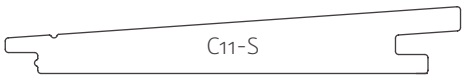
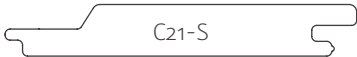





C11
Thermory Pine

ON REQUEST: JEM, roughening or brushing.

► THERMORY® FINISHED CLADDING

CLADDING: VIVAXCOLOR 7 / VIVAXCOLOR 10 / VIVAXCOLOR 15

PROFILE	WOOD SPECIES	THICKNESS MM	WIDTH MM	COVERING WIDTHS	THERMAL MODIFICATION	INSTALLATION CLIP
 Finno	Spruce	18 18	141 185	130 174	intense	screws or nails
 Bevel	Spruce	9/20 9/20	141 185	130 174	intense	screws or nails
 C2-R4	Spruce	12/26	190	175	intense, fine-sawn	screws or nails
 C11-S	Spruce	21/11	185	165	intense	screws or nails
 C21-S	Spruce	18 18	141 185	125 169	intense	screws or nails
 S2C UTS	Spruce	18 18	141 185	127 171	intense	S2C Clip
 S2C Finno	Spruce	18 18	141 185	127 171	intense	S2C Clip
 S2C Bevel	Spruce	20/10 20/10	141 185	127 171	intense	S2C Clip


VivaxColor collection offers a range of panels with beautiful and durable colors for outer cladding. The boards are made of thermally modified wood and they are factory painted. These are ready to be installed and have excellent resistance against decay and different weather conditions. VivaxColor7 cladding boards have 7 years warranty, VivaxColor10 cladding boards have 10 years warranty and Vivaxcolor15 cladding boards have 15 years warranty.

VivaxColor collection is available for profiles which can be installed either with screws or nails or with S2C clip. With the Simple2Clad system clip (S2C) it is possible to create stylish and extensive uniform wall surfaces. The system enables the concealed fastening of the cladding panels. The service life of cladding is extended by leaving the surface intact.

Available translucent colors for VivaxColor7: black, brown, gray, honey.



Black



Gray

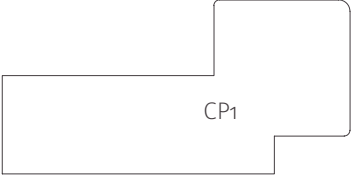
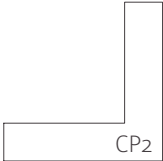


White

Standard covering (opaque) colors for VivaxColor10 and VivaxColor15: black (RAL9005), anthracite gray (RAL7016), mid gray (RAL7045), gray beige (RAL1019), walnut brown (RAL8011), natural white (RAL9001), country red (RAL3009), spruce green (RAL6009), pure white (RAL9010).

Other colors available on special request.

We recommend that the ends of the panels and any possible dent be painted.

CORNER PROFILES					
PROFILE	WOOD SPECIES	THICKNESS MM	WIDTH MM	THERMAL MODIFICATION	INSTALLATION CLIP
 CP1	Pine, Spruce	46	92	intense	screws or nails
 CP2	Pine, Spruce	42	42	intense	screws or nails

Sold according to order

Corner profile is part of the Simple2Clad (S2C clip) cladding system. This profile allows to finish the corners of cladding stylishly.


CLADDING: SHINGLES

PRODUCT	DESIGN	WOOD SPECIES	THICKNESS MM	WIDTH MM	LENGTHS MM	THERMAL MODIFICATION	INSTALLATION CLIP
Individual shingles S1	even	Ash	4/10	80-150	350	intense	staples
PaCS® shingle panel S2-E	even	Ash	31*	350*	1250*	intense	CLADS2-E
<i>New!</i> Shingle panel S2-BBME	even	Ash	24*	340*	1250*	intense	screws or nails
<i>New!</i> Shingle panel S2-BBMS	staggered	Ash	24*	340*	1250*	intense	screws or nails

*panel measures




PaCS® shingle panel S2-E



Shingle panel S2-BBME



Shingle panel S2-BBMS




PaCS® CLADS2-E

Thermory Ash Shingles are available as individual shingles (profile: S1) and as shingle panels (profiles: S2-E, S2-BBME, S2-BBMS). Profile S2-E is constructed using the PaCS® solution.

PaCS® shingle panel consists of already pre-mounted clips attached into a batten. This allows shingle panels to be easily clicked into place. The solution ensures sufficient air circulation and makes the product last longer. Air circulation is necessary to enhance durability, reduce moisture and save energy.

Thermory Ash on BB Shingle panels (profiles S2-BBME, S2-BBMS) is a combination of Thermory Ash shingles on Baltic Birch Plywood with vapor permeable roof membrane. It offers a superior panel solution for an eye-catching result with the most common and simple installation practices. The shingle panels are tongue and groove fitted and can be nailed onto joists or flat surfaces with ease. This reduces installation time considerably, provides strong wind resistance and creates a water barrier for a longlasting quality product. Available for both designs: even and staggered.



For Shingles installation procedures and requirements please follow Thermory brochure: "Thermory Shingles".


CLADDING: DRIFT BY THERMORY

PROFILE	WOOD SPECIES	THICKNESS MM	WIDTH MM	COVERING WIDTH	THERMAL MODIFICATION	INSTALLATION CLIP
 C15 (JEM)	Spruce	20 20	186 211*	175 200	intense	screws or nails


*only for Natural

"Drift by Thermory" represents thermally modified brushed and colored products with a unique aged look resembling weathered barnwood. A pallet of beautiful tones is available to suit every taste:


EXTERIOR CLADDING:



Platinum (C15)



Black Pearl (C15)



Natural, unoiled (exterior & interior, C15)



Silver Storm (C15)



Smoked Brandy (C15)



Sandy Pearl (C15)



Gun Powder (C15)

*JEM - Joint End Matched



Drift is part of Thermory Rebel Series.
Find out more from brochure: "Drift by Thermory".

CLADDING: IGNITE BY THERMORY

PROFILE	WOOD SPECIES	THICKNESS MM	WIDTH MM	COVERING WIDTH	THERMAL MODIFICATION	INSTALLATION CLIP
 C15	Spruce	20	186	175	intense	screws or nails
 C24	Pine	20	140	131	intense	screws or nails
	Clear Pine	20	138	130		



"Ignite by Thermory" mimics the signature pattern of the traditional shou sugi ban with the added benefits of thermal modification:

- Stained, brushed and embossed to recreate the texture of charred wood without the mess and residue
- Thermally modified to create consistent rot resistance to the core
- High level of dimensional stability
- Highly controlled process ensures reliable results every time.

Ignite is part of Thermory Rebel Series.

Find out more from brochure: "Ignite by Thermory".

CLADDING: KODIAK

PROFILE	WOOD SPECIES	THICKNESS MM	WIDTH MM	THERMAL MODIFICATION	INSTALLATION CLIP
 C15 (JEM)	Spruce	20 20	186 211	intense, rustic, brushed	screws or nails





"Kodiak by Thermory" combines a natural look and feel with impressive size and unequalled durability. Knotted thermally modified spruce cladding boards retain their natural appeal, while their extra wide size allows faster installation. The brushed texture adds ruggedness without sacrificing the refined look.

"Kodiak by Thermory" also available as decking range. Please see page 7.



Kodiak is part of Thermory Rebel Series. Find out more from brochure: "Kodiak by Thermory".

ROOFING						
PROFILE	WOOD SPECIES	THICKNESS MM	WIDTH MM	COVERING WIDTH	THERMAL MODIFICATION	INSTALLATION
 C10	Pine	20	140	110	intense	screws or nails

BATTENS & POSTS				
PROFILE	WOOD SPECIES	THICKNESS MM	WIDTH MM	THERMAL MODIFICATION
 GLB	Pine	95	95	intense
 D4	Pine	42	68	intense
		42	90	
		42	140	
	Spruce	42	68	intense
 S2C Top view: batten with the clip	Spruce	26	41	intense
 CLAD Top view: batten with the clip	Pine	26	68	intense

S2C batten is part of the Simple2Clad cladding system. Together with S2C boards and fasteners it builds a unique and very durable cladding system. S2C cladding range on page 19.

PaCS® CLAD is a fastening solution for the PaCS® cladding. PaCS® CLAD consists of pre-mounted clips attached on to a batten. Gap between the boards is 5 mm. Clad batten length: 2.0 m. PaCS cladding range on pages 13-14.

► THERMORY® CLADDING: ADDITIONAL INFORMATION

BOARD LENGTHS


Length information of Thermory cladding boards:

- Thermory ash is generally produced in length range 1200-4800 mm.
- Thermory pine and Thermory spruce in length range 3000-6000 mm.
- Thermory clear pine is produced in length range 3000-5400 mm.
- PaCS cladding boards such as C7J, C4J, C23J are limited to maximum length 4800mm.
- Maximum length for Joint End Matching is 4800 mm.

Please check availability of specific lengths of interest from our sales team sales@thermory.com.

SURFACE TEXTURES

As an additional feature, we offer various surface textures:



Brushing



Roughening



Embossing: "Prairie"

Brushing beautifully highlights the natural wood grain pattern.

Roughening gives the boards a distinctive roughened look.

Embossing is a novelty we offer all Thermory wood species. Profile limitations may apply.

INSTALLATION

For installation procedures and requirements please follow Thermory Cladding Installation Guide.

MAINTENANCE



Without protective maintenance, thermally modified wood will turn silver-gray, although the material will retain its weather-resistant properties. The rich chocolate brown color of Thermory Ash can be preserved by regularly coating it with UV-protection oil.

More information from Thermory Cladding Installation Guide.